

12:10 - Panel Discussion: Developing clinical understanding, validation and use of coding data

Our speakers:

- **CHAIR:** Howard Davis, *Associate Director*, CHKS
- **Dr Sebastian Yuen**, *Consultant Paediatrician*, George Eliot Hospital NHS Trust
- **Mr Anwar Zaman**, *Consultant Ophthalmologist*, Nottingham University Hospitals NHS Trust
- **Mr Jason Eyre**, *Consultant Trauma & Orthopaedic Surgeon*, Mid Yorkshire Hospitals NHS Trust


Using Data For Improvement

Sebastian Yuen

Consultant Paediatrician

Health Service Journal Rising Star (2014)

6th October 2015

 [@S3bster](https://twitter.com/S3bster)



Don Berwick

“All improvement
will require change,
but not all change
will result in an
improvement”

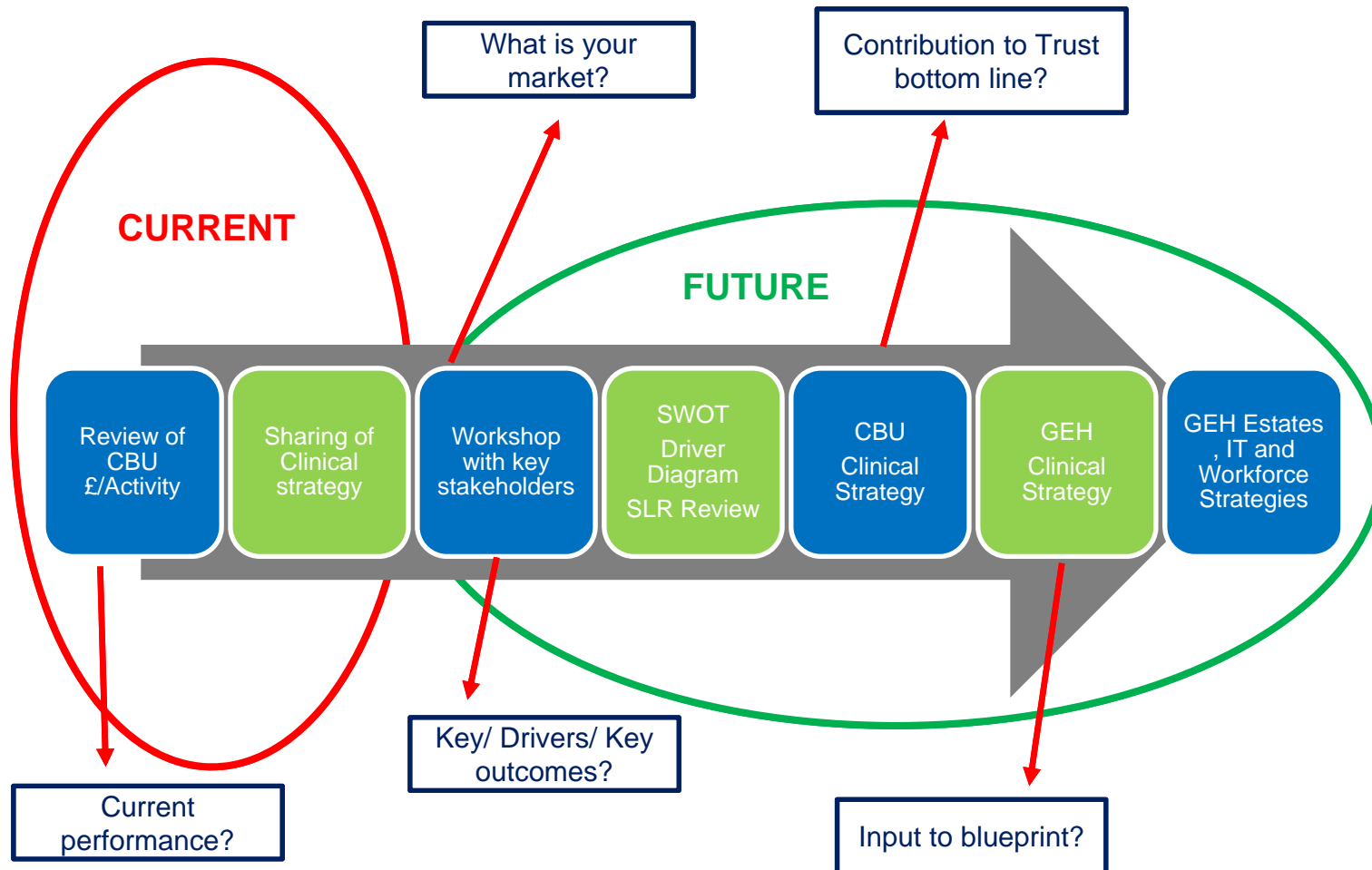




 @S3bster



@S3bster




Recommendations

- CEO / CFO / Coding Lead share the big picture
- Show departmental data (Dashboard):
 - Performance / Quality / Finance
 - Ideally patient level information and costs (PLICS)
- Teach how coding works and how to improve
- Create a shared vision and purpose
- Focus on a few things
- Have monthly departmental updates
- Provide support and challenge
- Hold to account



W. Edwards Deming

"In God we trust;
all others bring data"



PLICS

Patient Level Information and Costings

Anwar Zaman

Nottingham University Hospitals

OVERVIEW

HRGs

EPISODEs

WARDS

BACK

CLEAR

Apr

May

Jun

Net Surplus / Deficit

HNK

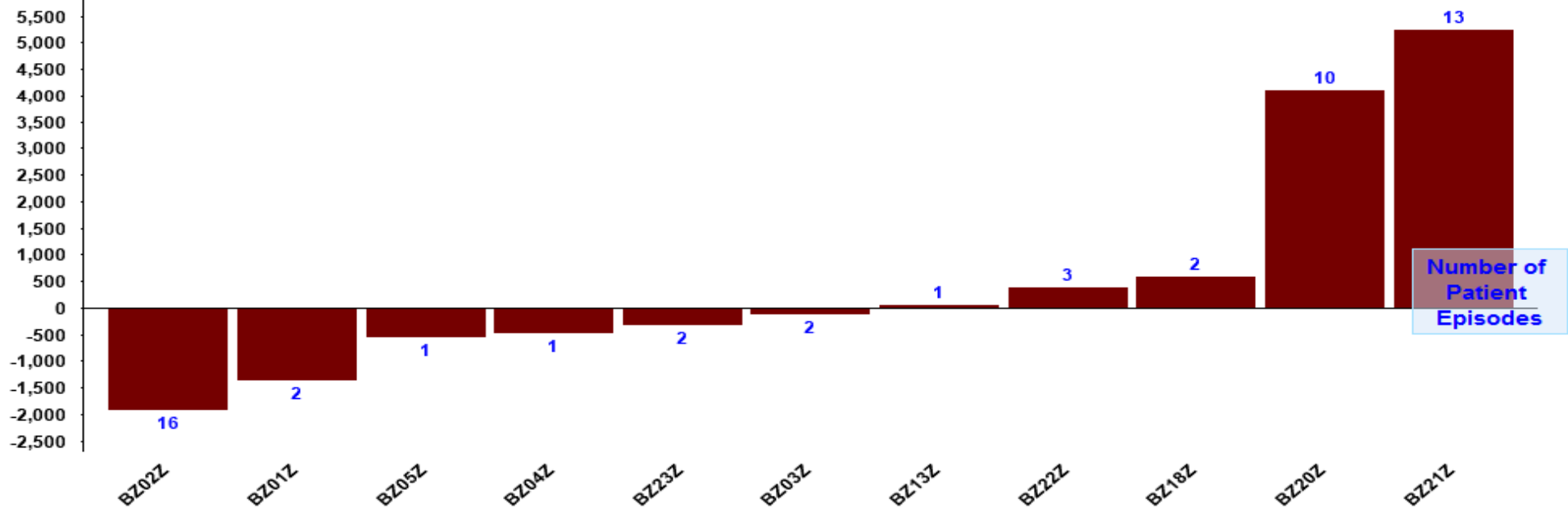
OPHTHALMOLOGY

MR. A.G. ZAMAN

DC

B: EYES AND PERIORBITA

£



Number of Patient Episodes

OVERVIEW HRGs EPISODE ANALYSIS WARDs

Apr May Jun

Patient Episodes

MRN No.	HRG	HRG Description	Consultant Name	Episode Start	Episode End	Activity	LOS	Diag Flag	WIP Flag	Total Cost	Total Income	Net Profit
						29	29			£31,515	£44,188	£12,673
K0036373	B221Z	VITREOUS RETINAL PROCEDURE...	MR. A.G. ZAMAN	16/04/2015	16/04/2015	1	1			£1,145	£38	£1,107
K0954818	B221Z	VITREOUS RETINAL PROCEDURE...	MR. A.G. ZAMAN	04/06/2015	04/06/2015	1	1			£1,599	£1,550	£49
K3090400	B221Z	VITREOUS RETINAL PROCEDURE...	MR. A.G. ZAMAN	01/06/2015	01/06/2015	1	1			£1,591	£1,550	£41
K3087701	B221Z	VITREOUS RETINAL PROCEDURE...	MR. A.G. ZAMAN	02/04/2015	02/04/2015	1	1			£1,477	£1,550	£73
K3088975	B221Z	VITREOUS RETINAL PROCEDURE...	MR. A.G. ZAMAN	14/04/2015	14/04/2015	1	1			£1,418	£1,550	£132
K1450950	B221Z	VITREOUS RETINAL PROCEDURE...	MR. A.G. ZAMAN	18/06/2015	18/06/2015	1	1			£1,256	£1,550	£295
K2265649	B221Z	VITREOUS RETINAL PROCEDURE...	MR. A.G. ZAMAN	14/05/2015	14/05/2015	1	1			£1,227	£1,550	£323
K0889464	B221Z	VITREOUS RETINAL PROCEDURE...	MR. A.G. ZAMAN	11/06/2015	11/06/2015	1	1			£1,217	£1,551	£334
K0473707	B221Z	VITREOUS RETINAL PROCEDURE...	MR. A.G. ZAMAN	14/05/2015	14/05/2015	1	1			£1,180	£1,550	£370
K1663792	B221Z	VITREOUS RETINAL PROCEDURE...	MR. A.G. ZAMAN	11/05/2015	11/05/2015	1	1			£1,167	£1,550	£383
K1807762	B221Z	VITREOUS RETINAL PROCEDURE...	MR. A.G. ZAMAN	14/05/2015	14/05/2015	1	1			£1,124	£1,550	£426
K0447874	B221Z	VITREOUS RETINAL PROCEDURE...	MR. A.G. ZAMAN	16/04/2015	16/04/2015	1	1			£1,095	£1,550	£455
K3038490	B221Z	VITREOUS RETINAL PROCEDURE...	MR. A.G. ZAMAN	02/04/2015	02/04/2015	1	1			£1,091	£1,550	£459
K1040067	B221Z	VITREOUS RETINAL PROCEDURE...	MR. A.G. ZAMAN	21/05/2015	21/05/2015	1	1			£1,050	£1,550	£500
K0142186	B221Z	VITREOUS RETINAL PROCEDURE...	MR. A.G. ZAMAN	09/04/2015	09/04/2015	1	1			£1,019	£1,550	£531
K3066527	B221Z	VITREOUS RETINAL PROCEDURE...	MR. A.G. ZAMAN	09/04/2015	09/04/2015	1	1			£1,011	£1,550	£539
K2195385	B221Z	VITREOUS RETINAL PROCEDURE...	MR. A.G. ZAMAN	02/04/2015	02/04/2015	1	1			£1,009	£1,550	£541
K3087110	B221Z	VITREOUS RETINAL PROCEDURE...	MR. A.G. ZAMAN	11/06/2015	11/06/2015	1	1			£1,002	£1,550	£548
K2025023	B221Z	VITREOUS RETINAL PROCEDURE...	MR. A.G. ZAMAN	15/06/2015	15/06/2015	1	1			£1,000	£1,550	£550
K0697266	B221Z	VITREOUS RETINAL PROCEDURE...	MR. A.G. ZAMAN	30/04/2015	30/04/2015	1	1			£972	£1,550	£578
K0317932	B221Z	VITREOUS RETINAL PROCEDURE...	MR. A.G. ZAMAN	07/05/2015	07/05/2015	1	1			£937	£1,550	£613
K1341387	B221Z	VITREOUS RETINAL PROCEDURE...	MR. A.G. ZAMAN	30/04/2015	30/04/2015	1	1			£936	£1,550	£614
K3087851	B221Z	VITREOUS RETINAL PROCEDURE...	MR. A.G. ZAMAN	11/06/2015	11/06/2015	1	1			£920	£1,550	£631
K0641060	B221Z	VITREOUS RETINAL PROCEDURE...	MR. A.G. ZAMAN	21/05/2015	21/05/2015	1	1			£851	£1,550	£699
K1710630	B221Z	VITREOUS RETINAL PROCEDURE...	MR. A.G. ZAMAN	30/04/2015	30/04/2015	1	1			£793	£1,550	£757
K1164529	B221Z	VITREOUS RETINAL PROCEDURE...	MR. A.G. ZAMAN	21/05/2015	21/05/2015	1	1			£780	£1,550	£770
K0220575	B221Z	VITREOUS RETINAL PROCEDURE...	MR. A.G. ZAMAN	23/04/2015	23/04/2015	1	1			£736	£1,550	£814
K0111811	B221Z	VITREOUS RETINAL PROCEDURE...	MR. A.G. ZAMAN	14/04/2015	14/04/2015	1	1			£890	£1,736	£846
K1816307	B221Z	VITREOUS RETINAL PROCEDURE...	MR. A.G. ZAMAN	22/05/2015	22/05/2015	1	1			£1,020	£2,113	£1,093

OVERVIEW

HRGs

EPISODES

WARDS

PATIENT BILL

REMOVE MRN FILTER

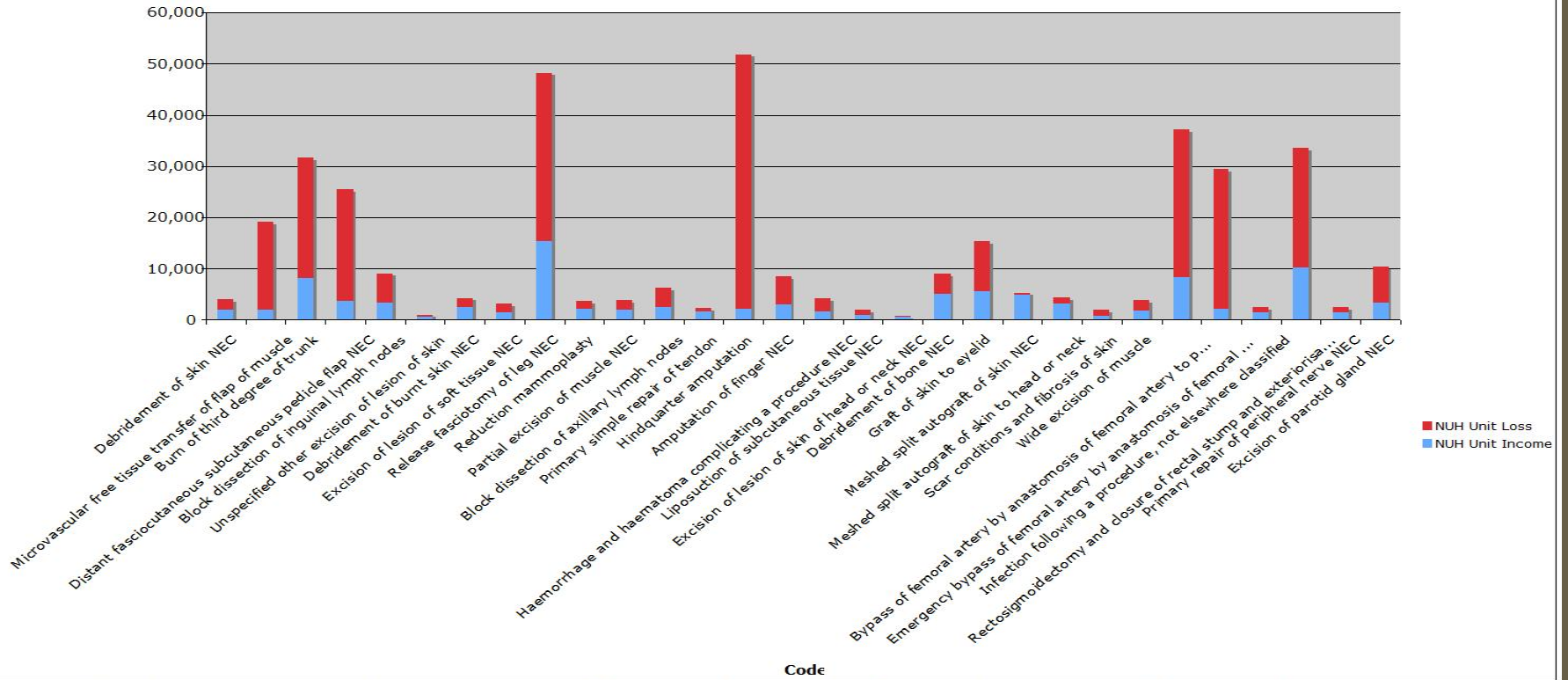
PLEASE SELECT ONE EPISODE FROM THE LIST ON THE RIGHT TO ACCESS MORE DETAILED PATIENT INFORMATION.

YOU CAN COMPARE MULTIPLE EPISODES BY HOLDING CTRL.

Total Episodes Count	Select	Episode	POD	Profit/Loss
029	<input type="checkbox"/>	IPK0036373001	DC	£-1,107.26
	<input type="checkbox"/>	IPK0111811001	DC	£846.12
	<input type="checkbox"/>	IPK0142186001	DC	£530.64
	<input type="checkbox"/>	IPK0220575001	DC	£813.56
	<input type="checkbox"/>	IPK0317932001	DC	£613.03
	<input type="checkbox"/>	IPK0447874001	DC	£454.96
	<input type="checkbox"/>	IPK0473707001	DC	£370.15

EXPENDITURE		INCOME				MARGIN PROFILE				DAILY COST PROFILE	
Resource Group	Episode	266001	IPK0889464001	IPK0954818004	IPK1040067001	IPK1164529001	IPK1341387001	IPK1450950001	IPK1663792001	IPK1710630001	IPK180...
Total		£971.94	£1,216.77	£1,598.83	£1,050.32	£780.49	£936.21	£1,255.51	£1,166.76	£793.26	
Drugs	+		£5.96	-	-	-	-	-	-	-	-
Medical Pay	+	£183.11	£183.11	£183.11	£183.11	£183.11	£183.11	£183.11	£183.11	£183.11	£183.11
Overheads_Head_&_Neck	+	£2.56	£2.56	£2.56	£2.56	£2.56	£2.56	£2.56	£2.56	£2.56	£2.56
Overheads_length_of_stay	+	£0.41	£0.41	£0.41	£0.41	£0.41	£0.41	£0.41	£0.41	£0.41	£0.41
Overheads_other	+	£3.41	£3.41	£3.41	£3.41	£3.41	£3.41	£3.41	£3.41	£3.41	£3.41
Overheads_source	+	£4.95	£4.95	£4.95	£4.95	£4.95	£4.95	£4.95	£4.95	£4.95	£4.95
Overheads_specialty	+	£62.49	£62.49	£62.49	£62.49	£62.49	£62.49	£62.49	£62.49	£62.49	£62.49
Pharmacy_Services	+		£8.53	-	-	-	-	-	-	-	-
Theatres	+	£715.01	£945.35	£1,341.90	£793.39	£523.56	£679.28	£998.58	£909.83	£536.33	

Comparison of the 30 largest code losses by unit



- Graph illustrates the unit cost per patient for the codes showing 8 very high unit costs that are orders of magnitude higher than tariff