

CHKS Mortality Profiling

Understand variation across SHMI, RAMI and HSMR



“Our CHKS consultant is excellent and their support has been particularly beneficial to UHSM, by broadening the trust’s understanding and knowledge of mortality risk adjustment models, and advising on key steps to take to ensure mortality data is reported accurately.”

Paula McConnell, *Head of Information*,
University Hospitals of South Manchester

The opportunity

Are you able to demonstrate real progress towards a reduction in avoidable deaths? Rather than debating what mortality statistics can and can’t tell us about the quality of care in our hospitals, is it time to take a new approach that helps you to quickly understand your ‘true’ mortality position at any time?

Mortality indicators are a very important way of measuring the quality of care in hospitals, however, the measures shouldn’t be used in isolation as a measure to quality of care - they purely provide an indication of where a problem might exist and should be used as a trigger for further investigation.

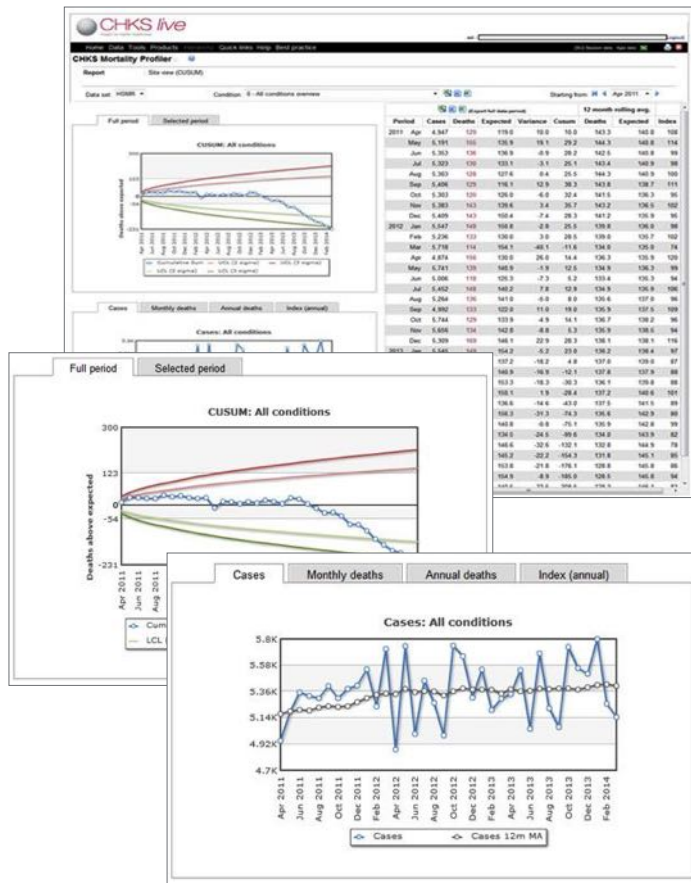
The CHKS Solution

Our new Mortality Profiling programme is the only one that allows you to understand variances across SHMI, RAMI and HSMR. This takes the most accurate and robust view of mortality available, enabling you to make more informed decisions to drive change and improvement. It helps you to quickly understand your ‘true’ mortality position at any time and highlights areas of concern for further investigation. Our programme includes an online tool, supported by CHKS consultancy to help you identify risks and opportunities and make improvements in safety and care quality.

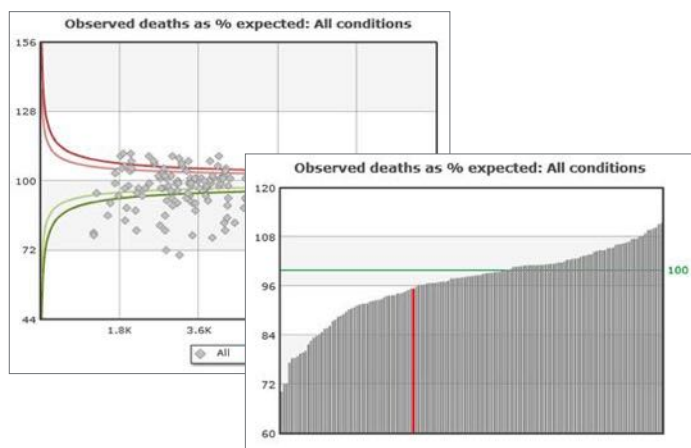
Benefits

- Helps executive teams to **quickly understand variation** across SHMI, RAMI and HSMR
- Supports management and clinical teams to **focus on forward planning** and development rather than trying to understand the differences between methodologies
- The dedicated consultant support helps you to select your peers and **understand your data**
- Allows **early detection** of variations in performance/ breaches, such as those raised by regulators and enables a swift response via alert functions
- Converts robust data into **actionable insight** that can be used to support decision-making. For example, identifies peaks in deaths and suggests which individual patient cases should be audited or reviewed
- Includes **advice on any data quality measures** that might be influencing mortality profiles
- Identifies potential concerns to the quality of care provided if issues relating to the collection, completeness and accuracy of data have been ruled out
- Assists **patient safety auditing** by allowing root cause analysis and problem solving at patient level.

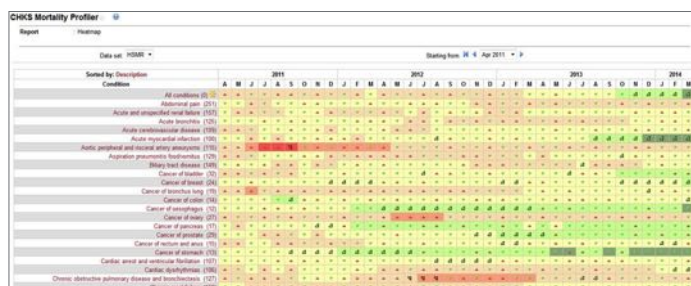
View a site overview of HSMR using a variety of chart options to see your monthly position and a 12 month moving average:



Understand your current position against your peers using one of the multiple presentation options:



See Trust alerts and by conditions that might need further investigation using the heatmap view:



Key features

- Monitor mortality using SHMI, RAMI or HSMR for the whole organisation and/or by the model relevant clinical grouping
- Reports the HSMR 56 diagnosis groups and displays the actual and expected deaths for each group, with the index score on a monthly basis and a 12 month rolling average
- Access to your Trust data over a three year period, updated monthly, with data tables and charts with a variety of views of the data to help you quickly understand the data to identify areas for improvement
- View by site and peer with multiple presentation options to help you easily understand your data, including:
 - *View by site* – cuSum, tabular, and trend chart with a patient drill down to get to the detail and help identify issues for targeted improvement
 - *View by peer* – funnel plots and bar charts, allow you to benchmark and understand your current performance against other providers to help you become best in class
 - *Heatmap* – monthly alerts by condition for immediate detection of a decline in performance
- Easy to export to MS Excel and Word files for inclusion in Quality Accounts and CQC reports
- Automatically updated as new data is released
- Bespoke reports can track performance for targeted areas agreed with the trust.

About CHKS

CHKS is one of the UK's leading provider of healthcare intelligence and quality improvement services. In the last 25 years we have worked with 400 healthcare organisations worldwide. This makes us the provider of choice with the broadest range of services and highest level of expertise and knowledge. With 70% of acute healthcare providers in the UK choosing CHKS to support them on their improvement journey, we have the skills and know-how to help you boost quality, cost and efficiency in your organisation.

To find out more, please contact us:

T: + 44 (0)1789 761600

E: info@chks.co.uk or visit www.chks.co.uk